



PIMPRI CHINCHWAD EDUCATION TRUST'S  
**PIMPRI CHINCHWAD COLLEGE OF ENGINEERING &  
RESEARCH**

Plot No.B, Sector No.110 (P), Gat No.1, Laxminagar, Ravet, Pune-412101


**Audit Report**

**31<sup>st</sup> March 2021**

**PIMPRI CHINCHWAD EDUCATION TRUST'S  
PIMPRI CHINCHWAD COLLEGE OF ENGINEERING & RESEARCH  
PLOT NO. B. SR. NO. 110 (P) LAXMINAGAR, RAVET, PUNE - 412101**

**ENGINEERING COLLEGE  
BALANCE SHEET AS ON 31/03/2022**

PREVIOUS YR. 2020-21	LIABILITIES & FUNDS	CURRENT YR. 2021-22	PREVIOUS YR. 2020-21	ASSETS & PROPERTIES	CURRENT YR. 2021-22
20,80,29,550.00	<b>I COLLEGE DEVELOPMENT FUND</b>	20,89,99,932.00	12,30,98,980.00	<b>I FIXED ASSETS - (As Per Schedule Attached)</b>	11,70,08,816.00
14,07,368.17	<b>II UNSECURED LOANS -</b> 1 Pimpri - Chinchwad Education Trust	17,40,667.11	6,38,140.65	<b>II CURRENT ASSETS :-</b>	5,25,771.67
	<b>III CURRENT LIABILITIES &amp; PROVISIONS -</b> Sundry Creditors Audit Fees Payable Bus Fee A/c University Exam Grant A/c IEE International Conference A/c PCCOE&R ETeSA A/c PCCOE&R MESA A/c Primary & Secondary School Teacher Scheme A/c University Exam Fee A/c	2,73,512.00 73,632.00 5,85,013.00 3,25,090.16 1,65,149.00 67,800.00 1,75,641.00 8,000.00 66,829.95	282.00	<b>A) BANK BALANCES -</b> 1 Bank of Maharashtra 2 Indian O. Bank - Current A/c No. 667 3 Principal PCCOE & R Earn & Learn Sch. A/C No.9861 4 PCCOE&R E Payment A/c (I.O.B.) 5 IOB Employee Gratuity Cash Accumulation Scheme	3,32,659.88 86,870.67 411.86 1,02,667.36 3,161.90
87,838.00	<b>IV Branch / Divisions</b> S.B. Patil Public School Ravet	39,726.00	7,77,70,314.36	<b>B) CASH IN HAND</b>	216.00
3,70,607.81	<b>V Bank - A/c</b> Indian Overseas Bank A/c	63,36,586.67	35,89,041.00	<b>C) SUNDRY DEBTORS</b>	9,68,75,601.77
				<b>D) TDS on FD</b>	6,91,115.00
				<b>E) TDS Tata Consultancy Ser.</b>	8,696.00
				<b>III LOANS &amp; ADVANCES -</b> 1 Audio Broadcast Services 2 Ayush Kedari (R&D) 3 Ecoz Bolt 4 GTS Technosoft Pvt Ltd 5 Pravendra Verma 6 Share Info System Pvt Ltd 7 TUV India Pvt Ltd 8 Earn & Learn Scheme A/c	12,25,000.00 50,000.00 1,50,000.00 3,13,971.00 33,535.00 25,000.00 450.00 1,60,716.00
			2,00,56,114.00	<b>IV DEPOSITS</b> 1 Fixed Deposit With DTE (546) 2 Interest Receivable on FD (546) 3 Fixed Deposit (I.O.B.) (397) 4 Interest Receivable on FD (397) 5 Deposit of Gas Cylinder 6 Security Deposit (AICTE) 7 Fixed Deposit With DTE (627) 8 Interest Receivable on FD (627) 9 Fixed Deposit (I.O.B.) (3129) 10 Fixed Deposit (PSBL) 11 Fixed Deposit With DTE Mumbai & Sec.PCET.Pccoer 12 Interest Receivable on FD (5958) 13 Jayakar Library SPPU 14 Fixed Deposit PCET for Guarantee Radiostation	22,50,000.00 19,46,423.00 7,52,945.00 1,50,953.00 3,700.00 35,00,000.00 22,50,000.00 13,59,221.00 58,93,863.00 1,51,21,063.00 1,50,000.00 11,335.00 5,000.00 25,000.00
					3,34,19,503.00



PREVIOUS YR. 2020-21	LIABILITIES & FUNDS	CURRENT YR. 2021-22	PREVIOUS YR. 2020-21	ASSETS & PROPERTIES	CURRENT YR. 2021-22
1,52,57,508.03	Excess Of Income Over Expenditure Opening Balance Current Period	3,33,71,479.66		Excess Of Expenditure Over Income Opening Balance Current Period	
22,51,52,872.01	TOTAL	25,04,88,391.44	22,51,52,872.01	TOTAL	25,04,88,391.44

AS PER OUR THE INFORMATION PROVIDED TO US  
AND SUBJECT TO OUR REPORT OF EVEN DATE

FOR PIMPRI CHINCHWAD COLLEGE OF ENGINEERING & RESEARCH

PLACE :- PUNE  
DATE :-

SWANAND V. AGASHE  
CHARTERED ACCOUNTANTS  
M. NO.125746

*Swanand V. Agashe*  
PRINCIPAL


As Per the information Provided to us  
and Subject to our report of even date



SWANAND V. AGASHE  
CHARTERED ACCOUNTANT  
M. NO. 125746

**PIMPRI CHINCHWAD EDUCATION TRUST'S**  
**PIMPRI CHINCHWAD COLLEGE OF ENGINEERING & RESEARCH**  
 PLOT NO. B, SR. NO. 110 (P) LAXMINAGAR, RAVET, PUNE - 412101  
**ENGINEERING COLLEGE**

**INCOME & EXPENDITURE A/C FOR THE YEAR ENDING 31/03/2022**


PREVIOUS YR. 2020-21	EXPENDITURE	CURRENT YR. 2021-22	PREVIOUS YR. 2020-21	INCOME	CURRENT YR. 2021-22	
2,53,26,456.44	<b>TO ADMINISTRATIVE EXPENSES</b> College Pramotion & Publicity Exp's A/c Website Designing Exp's A/c Bank Charges Campus beautification & Dev. Exp. A/c Education Charity Exp's A/C Electricity & Fuel Expenses Food & Refreshment A/C House Keeping Exp's A/c Insurance A/c (Asset) Internet Exp's A/c News Paper & Periodical Exp's A/c Office Expenses Petrol, Diesel & CNG Exp's A/c Postage & Telegram Exp's A/c Printing & Stationery A/c Property Tax Exp's A/c Repair & Maintenance Exp's A/c Research & Development Exp's A/c Security Exp's A/c Software Exp's A/c Subscription E-Journals Exp's A/c Building Usages Charges A/c Telephone Bill Exp's A/c Travelling & Conveyance Exp's A/c Vehicle Exp's A/c (Insurance) Water Bill Exp's A/c	1,25,770.00 28,848.00 19,285.18 14,74,242.00 3,19,002.00 14,55,400.00 1,75,431.00 22,39,182.00 1,34,520.00 8,25,654.00 20,963.00 28,224.00 44,516.00 21,173.00 12,61,213.00 34,37,477.00 14,56,253.00 10,45,562.00 7,89,047.00 1,30,980.00 6,95,620.00 1,29,70,382.00 21,203.00 5,74,292.00 26,553.00 4,04,002.00	13,76,49,473.00	<b>BY COLLEGE FEES</b> Tuition Fees Development Fee A/c Student Activity Fees Admission Form Fee A/c  <b>BY INTEREST</b> Bank Saving Interest A/c Interest on F.D.R.  <b>BY INDIRECT INCOME</b> Eligibility Fee A/c Miscellaneous Receipt A/c Student University Fee A/c T.C.S. Exam A/c Shop Rent A/c	12,96,81,723.00 1,49,71,866.00 14,66,000.00 1,46,600.00  4,74,327.00 11,17,732.00  13,620.00 36,967.00 8,08,782.00 3,58,865.81 32,400.00	14,62,66,189.00
6,94,50,527.00	<b>TO EMPLOYEE RELATED EXPENSES</b> Administrative Exp. On P. F. Employers Provident Fund Group Gratuity Scheme of Employee A/c Salary Remuneration Exp. Honararium charges A/C Staff Dev. & Welfare Exp.	93,721.00 23,42,946.00 26,28,303.00 7,16,42,947.00 4,16,480.00 1,38,300.00 1,76,348.00	10,60,068.20		12,50,634.81	
		7,74,39,045.00				

PREVIOUS YR. 2020-21	EXPENDITURE		CURRENT YR. 2021-22	PREVIOUS YR. 2020-21	INCOME	CURRENT YR. 2021-22
1,79,31,883.00	To Depreciation		1,64,44,303.00			
4,68,898.00	<b>TO LAB &amp; WORKSHOP EXPENSES</b> Consumable Exp. A/c		6,62,221.00			
12,07,723.00	<b>TO PROFESSIONAL CHARGES</b> NBA & ISO Certification Exp's A/c Audit Fees Exp's A/c Professional Consultancy Charges Provident Fund Consulting Charges	4,34,142.00 73,632.00 6,14,903.00 24,000.00	11,46,677.00			
5,47,132.00	<b>TO OTHER EXPENSES</b> Student Dev. & welfare exp N.S.S. Exp's A/c Sports Expenses Training & Placement Exp's A/c	38,89,538.00 17,898.00 1,41,035.00 9,97,139.00	50,45,610.00			
1,73,000.00	<b>TO ACADEMIC FESS</b> Affiliation Fees Processing Fees A/c (A.R.A.)	2,41,000.00 2,91,261.00	5,32,261.00			
	To Income over Expenditure		1,81,13,971.63			
11,51,05,619.44	<b>TOTAL</b>		14,91,08,882.81	14,04,62,068.20	<b>TOTAL</b>	14,91,08,882.81

AS PER OUR THE INFORMATION PROVIDED TO US  
AND SUBJECT TO OUR REPORT OF EVEN DATE

FOR PIMPRI CHINCHWAD COLLEGE OF ENGINEERING & RESEARCH

As Per the information Provided to us  
and Subject to our report of even date



PLACE :- PUNE  
DATE :-

SWARNAND V. AGASHE  
CHARTERED ACCOUNTANTS  
M. NO. 125746

SWARNAND V. AGASHE  
CHARTERED ACCOUNTANT  
M. NO. 125746

*(Signature)*  
PRINCIPAL

**PIMPRI CHINCHWAD EDUCATION TRUST'S**  
**PIMPRI CHINCHWAD COLLEGE OF ENGINEERING & RESEARCH**  
 Laxminagar, Ravet, Pune 412101  
 ENGINEERING COLLEGE

RECEIPTS & PAYMENTS A/C FOR THE YEAR ENDING 31/03/2022

RECEIPTS		Amount	PAYMENTS		Amount
<b>Opening Balance</b>		<b>6,38,422.65</b>	<b>Opening Balance</b>		<b>3,70,607.81</b>
Bank Accounts	6,38,140.65		Bank Accounts	3,70,607.81	
Cash-in-hand	282.00				
<b>Current Liabilities</b>		<b>23,88,160.94</b>	<b>Loans (Liability)</b>		<b>1,20,00,000.00</b>
Exam Grant A/c	3,19,442.00		Pimpri-Chinchwad Education Trust's	1,20,00,000.00	
IEEE International Conference A/c	5,25,892.00				
Pccoe&R ETeSA	1,95,000.00		<b>Current Liabilities</b>		<b>9,64,21,588.00</b>
Pccoe&R Mesa	1,75,641.00		Group Insurance A/c	10,200.00	
University Exam Fee A/c	11,19,225.94		IEEE International Conference A/c	3,60,743.00	
Sundry Creditors	52,960.00		P.C.E.T. Karmchari Sahakari Patsanstha Maryadit	12,68,710.00	
			University Exam Fee.A/c	14,44,465.00	
			Duties & Taxes	38,63,595.00	
<b>Current Assets</b>		<b>14,16,31,226.59</b>	Provisions	6,67,52,462.00	
Deposits (Asset)	1,05,12,042.00		Sundry Creditors	2,27,21,413.00	
Sundry Debtors	13,11,19,184.59				
			<b>Fixed Assets</b>		<b>25,511.00</b>
<b>Branch / Divisions</b>		<b>2,52,522.00</b>	Furniture A/c	16,011.00	
S.B.Patil Public School Ravet	2,52,522.00		Library Books A/c	9,500.00	
<b>Indirect Incomes</b>		<b>13,24,917.81</b>	<b>Current Assets</b>		<b>2,60,24,319.00</b>
Bank Saving Interest A/c	4,74,327.00		Deposits (Asset)	2,00,28,775.00	
Miscellaneous Receipt A/c	36,967.00		Loans & Advances (Asset)	35,05,111.00	
T C S Exam A/c	8,13,623.81		<b>Sundry Debtors</b>	24,90,433.00	
<b>Indirect Expenses</b>		<b>14,05,656.00</b>	<b>Branch / Divisions</b>		<b>4,04,002.00</b>
Electricity & Fuel Exp.	6,94,866.00		S.B.Patil Public School Ravet	4,04,002.00	
Research & Development Exp.A/c	2,000.00				
Internet & Communication Exp.	3,88,639.00		<b>Indirect Incomes</b>		<b>8,93,716.00</b>
Salary A/c	2,94,579.00		Eligibility Fee A/c	1,92,480.00	
Student Development & Activity	25,572.00		T C S Exam A/c	4,39,398.00	
			University Fees A/c	2,61,838.00	



RECEIPTS	Amount	PAYMENTS	Amount
Closing Balance	63,36,586.67	Indirect Expenses	19,403.18
Bank Accounts	63,36,586.67	Bank Charges/commission Ac	1,14,895.00
		Campus Beautification & Development Exp.A/c	20,813.00
		Consumable Exp. A/c	21,93,260.00
		Electricity & Fuel Exp.	9,455.00
		Food & Refreshment A/c	28,224.00
		Office Exp.A/c	15,504.00
		Printing & Stationery A/c	49,452.00
		Repaires & Maintenance Exp.A/c	8,70,862.00
		Research & Development Exp.A/c	1,76,348.00
		Staff Development & Welfare	24,354.00
		Training & Placement Exp.A/c	5,32,261.00
		Academic Fee	55,348.00
		College Pramotion & Publicity	4,02,332.00
		Insurance A/c	7,71,090.00
		Internet & Communication Exp.	19,321.00
		News Paper & Periodical Exp.	
		Professional & Consultancy Charges	37,000.00
		Rates & Taxes A/c	34,37,477.00
		Salary A/c	57,66,329.00
		Student Development & Activity	25,50,040.00
		Travelling & Conveyance Exp	2,17,993.00
		Closing Balance	5,25,987.67
		Bank Accounts	5,25,771.67
		Cash-in-hand	216.00
Total	15,39,77,492.66	Total	15,39,77,492.66

As Per the information Provided to us  
and Subject to our report of even date



*Swarnand V. Agashe*  
**SWARNAND V. AGASHE**  
 CHARTERED ACCOUNTANT  
 M. NO. 125746

FOR PIMPRI CHINCHWAD COLLEGE OF ENGINEERING & RESEARCH

*Swarnand V. Agashe*  
 PRINCIPAL

AS PER OUR THE INFORMATION PROVIDED TO US  
AND SUBJECT TO OUR REPORT OF EVEN DATE

SWARNAND V. AGASHE  
 CHARTERED ACCOUNTANTS  
 M. NO.125746

PLACE :- PUNE  
 DATE :-

PIMPRI CHINCHWAD EDUCATION TRUST'S  
PIMPRI CHINCHWAD COLLEGE OF ENGINEERING & RESEARCH  
PLOT NO. B, SR. NO. 110 (P) LAXMINAGAR, RAVET, PUNE - 412101

ENGINEERING COLLEGE  
LIST OF FIXED ASSETS AS ON 31/03/2022

SR. NO.	PARTICULARS	W.D.V. AS ON 31/03/2021	ADDITION		TOTAL	DEPRECIATION		TOTAL DEP	W.D.V. AS ON 31/03/2022
			BEFORE SEPT	AFTER SEPT		BEFORE SEPT	AFTER SEPT		
1	10%	9,50,28,584	19,50,568	19,75,493	9,89,54,645	96,97,915	98,775	97,96,690	8,91,57,955
2	15%	2,18,35,439	11,45,075	29,13,398	2,58,93,912	34,47,077	2,18,505	36,65,581	2,22,28,332
3	40%	62,34,958	70,580	22,99,025	86,04,563	25,22,228	4,59,805	29,82,032	56,22,531
	Total	12,30,98,980	31,66,223	71,87,916	13,34,53,119	1,56,67,221	7,77,085	1,64,44,303	11,70,08,816

AS PER OUR THE INFORMATION PROVIDED TO US  
AND SUBJECT TO OUR REPORT OF EVEN DATE

FOR PIMPRI CHINCHWAD COLLEGE OF ENGINEERING & RESEARCH



*Swarnand V. Agashe*  
SWARNAND V. AGASHE  
CHARTERED ACCOUNTANTS  
M. NO.125746

*Swarnand V. Agashe*  
PRINCIPAL

PLACE :- PUNE  
DATE :-



**PIMPRI CHINCHWAD EDUCATION TRUST'S  
PIMPRI CHINCHWAD COLLEGE OF ENGINEERING & RESEARCH  
PLOT NO. B, SR. NO.110 (P) LAXMINAGAR, RAVET, PUNE.  
ENGINEERING COLLEGE**

**LIST OF FIXED ASSETS AS ON 31/03/2022**

SR. NO.	PARTICULARS	DEP RATE %	W.D.V. AS ON 31/03/2021	ADDITION		TOTAL	DEPRECIATION		TOTAL DEP	W.D.V. AS ON 31/03/2022
				BEFORE SEPT	AFTER SEPT		BEFORE SEPT	AFTER SEPT		
1	Computer & Software A/C	40%	18,61,656	0	20,38,214	38,99,870	7,44,662	4,07,643	11,52,304	27,47,566
2	Computer A/C	40%	33,77,711	0	0	33,77,711	13,51,084	0	13,51,084	20,26,626
3	Electrical Fittings	10%	18,33,987	1,05,560	11,01,830	30,41,377	1,93,955	55,092	2,49,046	27,92,331
4	Furniture	10%	2,11,06,704	18,45,008	8,73,663	2,38,25,375	22,95,171	43,683	23,38,854	2,14,86,520
5	Lab & Workshop Equipment	15%	1,46,40,172	7,53,014	24,46,365	1,78,39,551	23,08,978	1,83,477	24,92,454	1,53,47,097
6	Library Books	40%	9,94,358	70,580	2,60,811	13,25,749	4,25,975	52,162	4,78,137	8,47,611
7	Air Conditioner A/C	15%	5,89,590	0	0	5,89,590	88,438	0	88,438	5,01,151
8	Canon Lbp 2900 Laser Printer	15%	3,10,680	2,03,911	33,276	5,47,867	77,189	2,496	79,684	4,68,183
9	CC TV Camera A/c	15%	5,66,245	0	51,861	6,18,106	84,937	3,890	88,826	5,29,279
10	Building	10%	7,20,87,893	0	0	7,20,87,893	72,08,789	0	72,08,789	6,48,79,104
11	DVD Writer A/C	40%	22	0	0	22	22	0	22	0
12	Diesel Generator 125 Kva A/c	15%	2,18,597	0	0	2,18,597	32,790	0	32,790	1,85,807
13	E P X System A/c	15%	76,744	0	0	76,744	11,512	0	11,512	65,232
14	Fire Fighter A/C	15%	3,17,954	25,311	0	3,43,265	51,490	0	51,490	2,91,776
15	L C D Projector A/C	15%	7,71,858	0	0	7,71,858	1,15,779	0	1,15,779	6,56,079
16	U P S (5 KVA&10KVA) A/C	15%	15,32,073	1,18,000	1,15,196	17,65,269	2,47,511	8,640	2,56,151	15,09,119
17	Water Cooler & Purifier A/C	15%	1,06,174	0	0	1,06,174	15,926	0	15,926	90,248
18	Electric Equipment A/C	15%	7,24,562	36,344	0	7,60,906	1,14,136	0	1,14,136	6,46,770



19	Server A/C		40%	1,211	0	0	1,211	484	0	484	726
20	Time Attendance Machine A/c		15%	1,85,644	8,495	0	1,94,139	29,121	0	29,121	1,65,018
21	Webcam c 310 A/C		15%	1,502	0	0	1,502	225	0	225	1,277
22	Vehicle Eeco 5Star A/c		15%	2,46,106	0	0	2,46,106	36,916	0	36,916	2,09,190
23	Vehicle Maruti Ertiga VXi CNG A/c		15%	9,59,454	0	0	9,59,454	1,43,918	0	1,43,918	8,15,536
24	Napkin Vending Machine A/c		15%	23,837	0	13,000	36,837	3,575	975	4,550	32,286
25	Cash Counting Machine A/c		15%	4,244	0	0	4,244	637	0	637	3,607
26	Riso Machine (Automatic Master Printer) A/c		15%	1,09,902	0	0	1,09,902	16,485	0	16,485	93,417
27	Solar System (25Kw) A/c		15%	2,53,322	0	0	2,53,322	37,998	0	37,998	2,15,324
28	GYM Equipment A/c		15%	1,96,778	0	2,53,700	4,50,478	29,517	19,028	48,544	4,01,934
	<b>Total</b>			<b>12,30,98,980</b>	<b>31,66,223</b>	<b>71,87,916</b>	<b>13,34,53,119</b>	<b>1,56,67,221</b>	<b>7,77,085</b>	<b>1,64,44,303</b>	<b>11,70,08,816</b>

AS PER OUR THE INFORMATION PROVIDED TO US  
AND SUBJECT TO OUR REPORT OF EVEN DATE

FOR PIMPRI CHINCHWAD COLLEGE OF ENGINEERING & RESEARCH


PLACE :- PUNE

DATE :-

SWANAND V. AGASHE

CHARTERED ACCOUNTANTS

M. NO.125746



*(Signature)*  
PRINCIPAL